

EYFS & KSI Homework Expectations



The 'Why' behind homework in EYFS and KSI

- Makes the learning stick - Practising skills strengthens brain connections, making learning stick.
- Reinforces Learning - Revisiting topics helps children remember and apply their knowledge.
- Builds Confidence - Regular practice makes new skills feel easier and more natural.
- Encourages Good Learning Habits - Establishes a routine that supports future learning.
- Supports Parent Involvement - Allows families to share and celebrate learning together.
- Develops Independence - Gently introduces children to working on their own in small steps.

<https://youtu.be/D--8DK3AEOc>

[Strategies to Make Homework Go More Smoothly - Child Mind Institute](#)



English & Maths

Expectations KSI

Reading

- Children take home a book to read everyday for a minimum of 10 minutes. Listen to your child read and encourage them to use their phonics if they are not sure how to decode a word. "Sound talk and blend."

Once your child has finished reading, praise them and sign their diary. You can leave a comment for the teacher if they found it difficult or if you focussed on something in particular such as chunking up a word to decode it.

On Thursday's the children take home their shared reading book which they have been reading 3x at school. They should be able to read this story fluently! Ask your child questions about the story at the end to check their comprehension.

Spellings

Reception - Phonics homework
Year 1 and 2- complete spellings daily in their homework book.

Numbots

In Year 1, children log in to NumBots to develop fluency in number recognition, addition, and subtraction through engaging activities. In Year 2, they progress to Times Tables Rock Stars, where they build confidence and speed in multiplication and division facts.

EYFS

What does this look like in EYFS?



Phonics



Reception's Home Learning Spring 2 Week 2

Help your child to practise and reinforce the phonemes and graphemes we will be learning this week. More information and support can be found on the Little Wandle website: [For parents | Letters and Sounds](#)

Phonemes we will be focusing on this week in school -

 chair on the air	air	 a bigger digger	er				
dd	mm	tt	bb	rr	gg	pp	ff
<small>ladder</small>	<small>hammer</small>	<small>litter</small>	<small>rubbish</small>	<small>carrot</small>	<small>jigger</small>	<small>puppet</small>	<small>coffee</small>

Longer Words - We will be reading longer words and using chunking method to help us read them e.g. hat/net helmet, hubb/hubb

We will be reading and writing longer words. Can you spot this weeks phonemes?

bigger	chair	fair	rubber
shimmer	butter	supper	chatter
muffin	mutter	buzzer	cannot
laptop	seven	fantastic	comic



Sentences. Can you spot any tricky words?
air is bigger than the red chair.
chicken and rabbit supper.

We will be practising tricky words. Can you spot the tricky part of the word?


and go no of




Little Wandle at Home More Phonics Flashcards for Reception Cards - 12 Sept. 2022
by Wandle Learning Trust and Little Sutton Primary School (Author)
4.7 ★★★★★ - 502 ratings
#1 Best Seller in Children's Early Learning Books on the Alphabet

Reading in Reception

Monday-Thursday



Thursday-Monday



What does this look like in KSI?

Spelling

Year 1 Spring 2 week 1

Graphemes

or	u	are	oor
----	---	-----	-----

Spellings

word	awful	share	floor
world	playful	square	door

Tricky words

once	our	laugh	their

Spelling Unit 4 week 1

Spelling words


watch	reward	word	quarter
squash	towards	swap	world

Prickly spellings

who	whole

Reading in Year 1

Monday-Thursday Thursday-Monday



Maths

Year 1

Year 2

St Peter's Primary School, Paddington

Not your school?

Username



or



password

pin



Reading in Year 2

In Year 2, once children have completed the Little Wandle programme, they progress to reading books in the Purple, Gold, White, and Lime levels, further developing their fluency, comprehension, and confidence in reading.


Empowering Your Child: Homework Help

Tips for Parents

- Establish a Consistent Routine: Set a regular time and place for homework to help children develop a habit and limit any distractions.
- Timetable- Make a timetable with your child taking into account your own schedule/extra curricular activities/what works well for your family. You could also get the child to sign it like a contract.

	am	3.30-5	6-7
MON	TTRS Bedrock	Staff meeting Bedrock 3:30-3:45 TTRS Read 10 pages reading book Free time	Cubs
TUES	TTRS Bedrock	Spelling- Look, cover, Say, Write, check Bedrock on the way home	Reading before bed
WEDS	TTRS Bedrock	Bedrock Free time	Reading before bed
THURS	TTRS Bedrock	Spelling- Sentences	Reading before bed
FRI	TTRS Bedrock	Hockey Wildcats	Reading before bed
Saturday			
Sunday	Bedrock		Reading before bed

- Make sure your child is fed and has hydrated! Food is



Studies in secondary schools show greater impact (+5 months) than in primary schools (+3 months).



Similar positive effects are found for reading, mathematics and science.

Phonics



Hi, Micaela

My Letters and Sounds For Headteachers For parents FAQs Everybody read! Work with us Search

For parents

The resources on this page will help you support your child with saying their sounds and writing their letters. There are also some useful videos so you can see how they are taught at school and feel confident about supporting their reading at home. Find our full Reception and Year 1 teaching programme overview [here](#) to see what your child will learn and when.

Parents and carers! If you have bought the Little Wandle at Home Phonics Flashcards don't forget to check out four fun games to play with your children on the [Collins website](#).

Collins ebook log in Some Little Wandle member schools subscribe to Collins ebooks and provide log-in links to parents and carers. If your school is a subscriber [you can log in here](#). If you're not sure if your school subscribes, or need a reminder of log in details, please contact your child's school.

[Support for phonics](#) [How we teach](#) [Books coming home](#) [Nursery rhymes - videos](#) [Nursery rhymes - downloads](#)

Videos



Phase 2 sounds taught in Reception Autumn 1



Phase 2 sounds taught in Reception Autumn 2



Phase 3 sounds taught in Reception Spring 1



How to say Phase 5 sounds



Keep It Fun & Engaging - Turn learning into a game e.g. when the child is reading they have to change their voice everytime they see a particular word. Draw a picture of a character once they have read a story.

Create a Positive Environment - Set up a quiet, comfortable space with minimal distractions to help your child focus.

Use Praise & Encourage Effort - Focus on effort and progress rather than just getting the right answers to build intrinsic motivation (a love for learning itself).

Take Brain Breaks - Short movement breaks, stretching, or a quick dance can help reset focus and keep learning enjoyable.

Encourage Talking & Explaining - Ask your child to explain their thinking—it helps deepen understanding and strengthens memory.

Thank you all for coming today and for your ongoing support with homework. By working together, we can help your children develop key skills, build confidence, and develop a love for learning that will benefit them for years to come. If you have any questions or need further guidance, please don't hesitate to ask. We appreciate everything you do at home, and we look forward to seeing the great progress your children will make!

