

# Year 2 English

## Week 4



This weeks English work is based on the talk for writing unit 'The Elves and the Shoemaker'. These slides are to help you use the booklet and know which activities to do each day. Remember you do not have to complete all activities but we do encourage you to have a go! We hope you have fun and enjoy the learning activities year 2!

# Year 2 English

## Week 4

### Learning overview:

- **Day 1-** Read & Listen to a story. Talk about the story & answer questions.
- **Day 2-** Choose one of the word activities. Design a shoe.
- **Day 3-** Writing a postcard.
- **Day 4-** Test out materials to see if they are waterproof. Writing instructions.
- **Day 5:** Role play with character masks.

# Day 1

- Read & listen carefully to 'The Elves and the shoemaker'
- Answer questions about the story.

# Day 1

- 1) Visit our English homepage and click on the link to take you to the booklet.

**English**  
Home >> Children >> Online learning >> Year 2 >> Summer Term Daily learning >> Week 4 >  
> English

 English slides week 4.pdf

 Talk 4 writing booklet. 

- 2) Read or listen to the story (Pages 4 & 5 of booklet)



## The Elves and the Shoemaker Year 2 workbook by Emma Caulfield



Hi! We are helper elves called Clary, Pepper and Jas. We are also famous! We once helped a shoemaker and his wife; you might know our story.

# Day 1

3) Talk about the story with someone from home or to yourself Page 6. 😊

4) Answer questions about the story Page 7-8.

★ Share the story with someone at home.

★ Clary wants to know what you think about the story. Talk about it together and then see if you can fill in the boxes:

Have you heard this story before? Was it different this time? How?

Which part of the story was your favourite? Why?

Who was your favourite character? Why?

Was there something in the story that you didn't like? Which part and why?

page 6

6



★ Pepper is always asking questions! See if you can answer these:

1. What kind of person was the shoemaker?
2. Can you describe the three elves?
3. The shoemaker lives in a house with a workshop and a shop. Can you draw it?
4. At the beginning of the story, why was the shoemaker poor?

page 7

7

# Day 2

- Choose a word activity!
- Help the Elves and design a shoe for the Shoemaker. (Activity for design on English homepage)

# Day 2

# Choose one to complete



## Jas's word game

Jas really likes playing, especially with words. Can you help to sort out these words from the story? First, see if you can spot and highlight these words in the story, then match the word to the definition. The first one has been done for you.

kind-hearted	walked without lifting your feet properly
supper	a type of dance
shuffled	friendly, helpful, gives things
hunched	fills you up, filling
wondered	kind and caring
merchant	announced, said
workbench	a meal eaten in the evening
workshop	leant forwards with your shoulders up
hearty	a room or building where things are made
declared	thought about
generous	heavy, wooden table for working on
jig	a person who buys or sells things

or



- ★ Now Jas wants to sort the words out into the job each one does in a sentence. Can you help?
- ★ Can you spot five more verbs, adjectives or nouns in the story and add them to your table?

They **felt** sorry for the **kind** **man** and **decided** to help.  
 verb                      adjective      noun                      verb

★ Sort the words from the box below into this table:

Verb (doing or being word)	Adjective (describing word)	Noun (naming word - person, place, thing)
felt	kind	man

kind-hearted	supper	shuffled	
wondered	merchant	workbench	
workshop	hearty	declared	generous

Day 2

Lets get creative!




Help! The elves are running out of ideas and need a new pair of shoes for the Shoemaker  
Can you help and invent your very own shoe.

# Day 2

# Lets get creative!

Invent your very own shoe!  
Design and create a shoe that you would like people to wear.



**Questions to promote thinking:**

- What kind of shoe is it?
- What material is it made out of? e.g. wood.
- Can it do anything special?! Share your shoes with us!  
[year2@stpeterscm.co.uk](mailto:year2@stpeterscm.co.uk)

# Day 3


Write a postcard!

- Write a postcard to Mr & Mrs Cobbler telling them about the Elves adventures!

Day 3

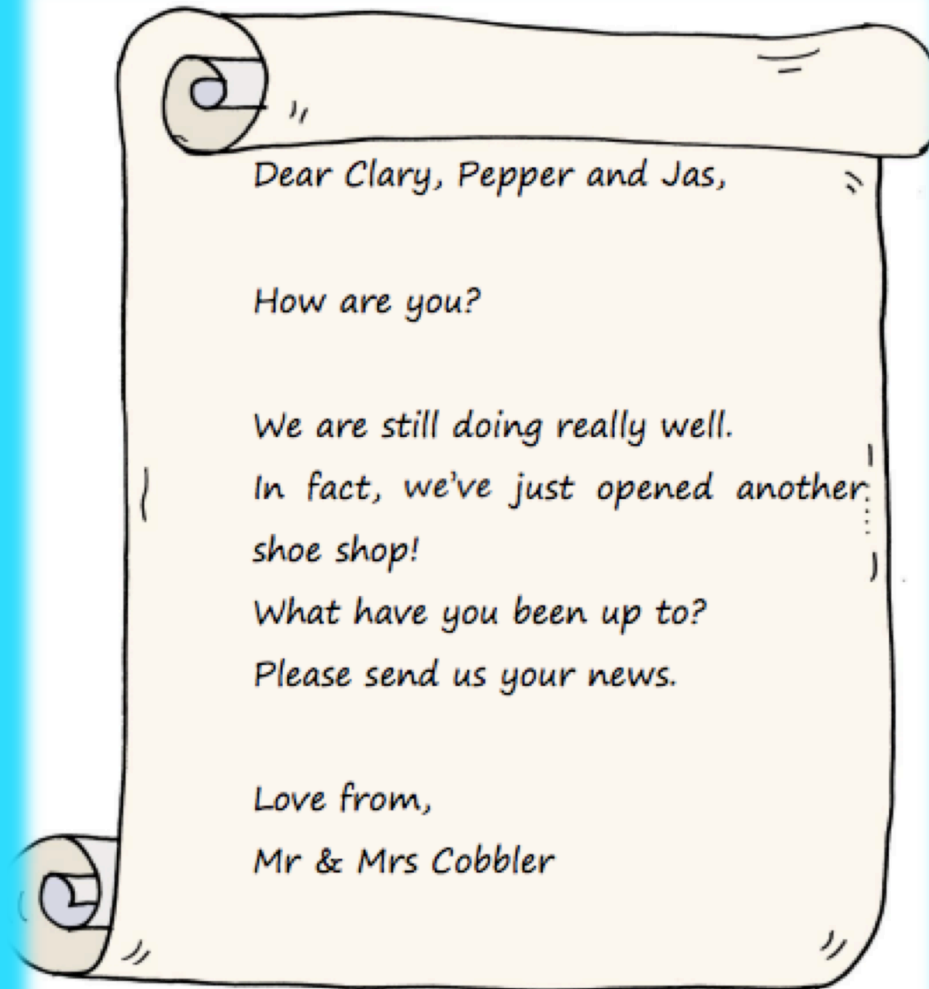
**Page 12 & 13 of booklet.**

Clary, Pepper and Jas have been on lots of adventures. Can you write a postcard to Mr and Mrs Cobbler, telling them what the elves have been up to?



Day 3

## Page 12 & 13 of booklet.



# Day 4

Let's investigate!

- Test out materials. Are they waterproof?
  - Write instructions for the elves to follow.



# Day 4

## Can you test out these items? Are they strong & waterproof?



I am going to make myself an umbrella but I'm not sure which material is best to use. It needs to be strong and waterproof. Can you help?

From Storm (the weather elf)

★ Can you find these items and test them to see if they are strong and waterproof? Put a cross (X) or a tick (✓) in the boxes (☐).

Material	Strong and waterproof?	
1. Kitchen roll	<input type="checkbox"/>	<input type="checkbox"/>
2. Plastic bag	<input type="checkbox"/>	<input type="checkbox"/>
3. Foil	<input type="checkbox"/>	<input type="checkbox"/>
4. Paper bag	<input type="checkbox"/>	<input type="checkbox"/>
5. You choose	<input type="checkbox"/>	<input type="checkbox"/>

★ Which is the strongest and most waterproof?

# Day 4

**Clary, Pepper and Jas are amazed by your investigation and want to have a go. Can you write some instructions to help them?**

How to investigate whether materials are waterproof.

What you need:



---

---

---

---


---

---

---

---

### How to investigate whether materials are waterproof.



#### How to test if a material is waterproof.

##### What you need:

- Container
- Water
- Foil
- Paper bag
- Plastic bag
- Kitchen bag
- Pipette

Before you begin, place all of your materials on a flat surface in front of you.

Next, choose a material to test and place it inside a plastic container.

Then, squeeze four drops of water onto the material using a pipette.

After that, observe closely. If the water sits on top and is not absorbed, the material is waterproof. If the water spreads out and goes into the material, then it is absorbent.

Finally, write down your results and do the same with a different material.

# Day 5

- Can you solve the riddle?
- Role play- Act out the characters and retell the story.

# Day 5

# Work out this riddle:

Jas loves riddles. Do you know what a riddle is? See if you can work out what one is by reading this riddle by Pie Corbett:

What Am I?

Milk-sipper,  
Claw-scratcher,  
Leg-hugger,  
Mouse-catcher.

Flea-houser,  
Paw-cleaner,  
Fly-snatcher,  
Fur-preener

Day-snoozer,  
Moon-seeker,  
Tail-twitcher,  
Mouse-squeaker.

(Pie V)

A riddle is a puzzle that uses clues to help with the answer.




Read the riddle to people at home and ask them to listen carefully and then guess what it's about.

Day 5

## Drama/Role play!

Let's have some fun with our learning and have a go at some role play! Print out the masks and act out the characters.

Can you retell the story using the different masks? If you can't print out the masks then you can just pretend you have one on. Have fun!



Well done year 2.

keep up the great work you are doing!