

Year 2 English

Week 5



What animal are we going to be learning about?

Year 2 English

Week 5

Learning Overview:

- **Day 1-** Examine clues and discuss them with a family member. Draw the animal and brainstorm adjectives to describe it.
- **Day 2-** Science. How do Arctic animals keep warm?
- **Day 3-** Plan a non chronological report.
- **Day 4-** Write a non chronological report.
- **Day 5:** Craft activity.

Day 1

- Watch the clues video. Examine the clues and discuss them with someone from home.
- Draw the animal we are learning about and brainstorm adjectives to describe it.

Day 1

We are going to be detectives! Watch the video on our English homepage and examine the clues to figure out what animal we are learning about.



Day 1

Task:

- Draw the animal.
- Brainstorm a list of words to describe the animal. Remember to use your senses.

What does it look like? Sound like? Feel like?



Challenge: Turn your ideas into great sentences!

GENIUS!



Day 2

Science investigation.

Day 2

How do you think Polar Bears keep warm?



Let's make a prediction! (A clever guess)

I think Polar Bears keep warm by... I think this because....

Write your prediction down or share it with a family member.

Day 2

Click on the link to watch the video.



[https://www.youtube.com/watch?v= DQGAcqhkGs](https://www.youtube.com/watch?v=DQGAcqhkGs)

What did you find out?
What do you know about Arctic animals and how they keep warm?

Day 3

Plan a non chronological report.

Day 3

Go to English homepage and download/ print "planning template".

- 1) Read each statement from this fact sheet.
- 2) Sort the facts into the different categories on the planning sheet.

Read the facts and sort them into the different categories on the planning sheet.

very thick fur for warmth	look white because hollow hairs reflects light
hunt for their food	live in Arctic countries on ice sheets- very cold
catch seals by waiting at seals breathing holes in ice- pounce when seals come up for air	small soft bumps under paws to stop them slipping on ice
magnificent creatures	most of Arctic region is covered in ice
big feet stop them sinking in snow	mainly eat seals, sometimes walruses
can swim as far as 220 miles	adults have 42 teeth
small ears and tail to prevent heat loss	Female polar bears give birth to cubs in snow dens- sheltered from harsh weather
black skin under their fur stops heat loss	can grow up to 10 feet tall
white appearance provides camouflage	play fight with each other
excellent swimmers	cubs stay with mother for 2 years
claws are thick, curved, sharp and strong for catching and holding prey	tell each other that they want to play by wagging head from side to side
cubs drink mother's milk	polar bear cubs are blind and deaf at birth
meat eaters (carnivores)	largest bears in the bear family

Tomorrow you can refer back to your plan to help you write your non- chronological report.

Day 3

This is your **planning sheet**. Once you have read the facts you can start sorting them into the different categories. This is going to help you organise your ideas.

I can plan a report.

Introduction: What are they? Where do Polar Bears live?

What do they look like? What features do they have?

What do Polar Bears eat?



What do they like to do?
What are their cubs like?



Did you know? (Amaze the reader!)

Record your facts in your plan and add any details that you will use. Can you plan to add an opening sentence? A rhetorical question?

Day 4


Writing task

- Use your plan to help you write a non chronological report about Polar Bears.



Day 4

Can you make each of these facts into a well rounded sentence? Or can you join 2 linked facts using a conjunction?



- Polar bears are great swimmers
- They swim up to 220 miles

• Your turn:

Day 4

Use your plan to write a non-chronological report about Polar Bears.

Example:

Polar Bears are excellent, strong swimmers because they can swim an incredible distance up to 220 miles!

Day 4

Here is an example of a non chronological report about Polar Animals.:

Polar Animals

Polar Bears

Polar bears are very large, meat-eating mammals that can be found in the Arctic. Mammals are animals with fur and warm blood. Fully-grown polar bears can measure over 2.5m long and weigh around 700kg. They are not like other bears because they spend most of their lives swimming and hunting on ice for food. They only come onto land to have babies.

Polar bear cubs stay in their dens for up to five months after they are born and stay with their mums for up to 2 years after that.



Wow!

Polar bears are strong swimmers, using their huge feet like paddles to push through the water. They can swim for hours to get from one piece of ice to another.

Polar bears live at the very top of our planet, and it is bitterly cold there. Water and steam will freeze almost instantly in the Arctic in winter. Thankfully, polar bears are adapted for this environment. They have a thick layer of fat which keeps heat trapped inside their bodies. They also have a thick coat that keeps them warm and also helps them to blend in with the snow. Despite how it might look, a polar bear's fur isn't really white. It's actually transparent (see-through) and it reflects light to look white.



Non-Chronological Report Writing Word Mat



Features

- start with a big title at the top of the report;
- write an introduction to tell readers what the report will be about;
- put your information into sections;
- give each section a sub-heading;
- use facts that you have researched;
- include pictures with captions.

Sentence Starters



Example Sentences

- One mammal that lives in the Arctic is the polar bear.
- They are known to eat anything that is left over by the polar bear which means they get to eat a lot of food by doing very little work!
- The North Pole is actually covered in a very thick sheet of ice.



Remember to...

- use capital letters for names, places and at the beginning of sentences;
- end your sentences with a full stop, question mark or exclamation mark;
- separate items in a list using commas;
- add an apostrophe to show possession, e.g. the fox's fur;
- use joining words to add extra information to your sentences;
- use spelling rules to spell words correctly

Day 5

- Present your report
 - Craft activity.

Please visit our ART page to download the activity.

Day 5

Present your report!
Share your report with your
family or email it to us.
Year2@stpeterscm.co.uk



Day 5

Polar Bear paper craft activity

Visit Art-Crafts homepage to download.



or...

Day 5

No printing required

Materials:

- paper
- felt tip pen or pencil
- glue
- cotton balls
- wiggly eye or something round for the eye

Instructions:

- Draw an outline of a Polar Bear.
- Stretch cotton balls and glue them onto the Polar Bears body,
- Glue one wiggly eye on the Polar Bears face. If you don't have a wily eye you could use a raisin or something round.

Polar Bear craft activity



<https://www.firefliesandmudpies.com/polar-bear-craft-for-kids/>



Well done year 2.

Keep up the great work you are doing!

