

Year 2 English Week 6



The Baboon on the Moon.

Year 2 English

Week 6

Learning overview:

- Day 1- To listen carefully to sounds and understand the connection between music and our emotions
- Day 2-. To act out a characters thoughts
- Day 3- To plan an acrostic poem
- Day 4- To write an acrostic poem about the moon
- Day 5: To design and make a rocket

Day 1

- *To listen carefully to sounds and understand the connection between music and our emotions.*


Day 1

Play the clip without looking at the pictures and write down all the different sounds you can hear.

<https://www.literacyshed.com/baboon.html#>



Day 1



happy



embarrassed



scared



nervous



goofy



surprised



quiet



annoyed



cool



sad



tired



excited



bored



sick



frustrated



angry



funny




proud

As you are listening to the sounds in the film what emotions do you feel? Is the music slow? Is it fast? Does it make you feel sad? Alone?

Write down how the music makes you feel.

Day 1

Draw a picture of what you think
the film could be about!



Day 2

To act out a characters thoughts

Day 2

Yesterday we listened to the film "Baboon on the moon" without looking at the pictures. Today we are going to watch the film and look at the pictures.



As you are watching the film write down how the character is feeling. What emotions do you feel and see watching the film?

Day 2


Did you notice there is no speech?. That's because this film has no monologue.

Monologue is speech presented by a character which expresses their thoughts.



Day 2

Today we are going to have a go at acting out the characters thoughts. First we need to write in the speech bubble what we think he is thinking or saying.



Example:

Welcome to my home. Everyday is the same now. I get up at 6am, I brush my teeth and eat my plain and boring breakfast.

Day 2






Example:

I can't believe its been 10 long and quiet years... I wonder if my family ever think about me? I miss them.



Day 2

Write in the speech bubble what you think the character is saying or thinking. Can you act it out?



Day 2

Write in the speech bubble what you think the character is saying or thinking. Can you act it out?



Day 2

Challenge: Pick your favourite scene from the film and write a monologue to express the baboon's thoughts and feelings.



Use the voice recorder on a phone or I-pad to record it or act it out!

Day 3

- *To plan an acrostic poem.*

Day 3

What is an acrostic
poem?

Day 3

Acrostic Example

What is this poem about?



Day 3

Acrostic Features

What did you notice?

The first letter of each line spells out the poem's theme vertically - what's this one about?

alliteration

Poetic devices may be used.

I
C
E

C
R
E
A
M

I It's my favourite food
Cold as the inside of a fridge
Every sunny day

simile

Can't wait
Running to the van
Empty out the money
'Any sauce on that, love?'
Mmmmmm, yummy!

Lines can be different lengths

Day 3

Let's Try It!

How can we write an acrostic poem?

Think of words or phrases associated with the theme.

The moon

full moon

orbits
around the
earth



shines
bright

young

round

mysterious

Day 3

Your turn!

Think of lots of words or phrases associated with
that theme...

The moon



Day 4

- *To write an acrostic poem about the moon*

Day 4

Look at your plan from yesterday. Use your ideas to write an acrostic poem about the moon.



Example:

My friend in the dark night

Over the sky up high

Offering the bright light in the blue sky

Nudging us to the next sunrise



Day 4

MOON ACROSTIC

M

*makes the dark sky shine
bright*

O

orbits around our beautiful earth

O

*often at night I see the luminous
moon*

N

no atmosphere

*Can you write your own acrostic poem
about the moon?*

Day 4

MOON ACROSTIC

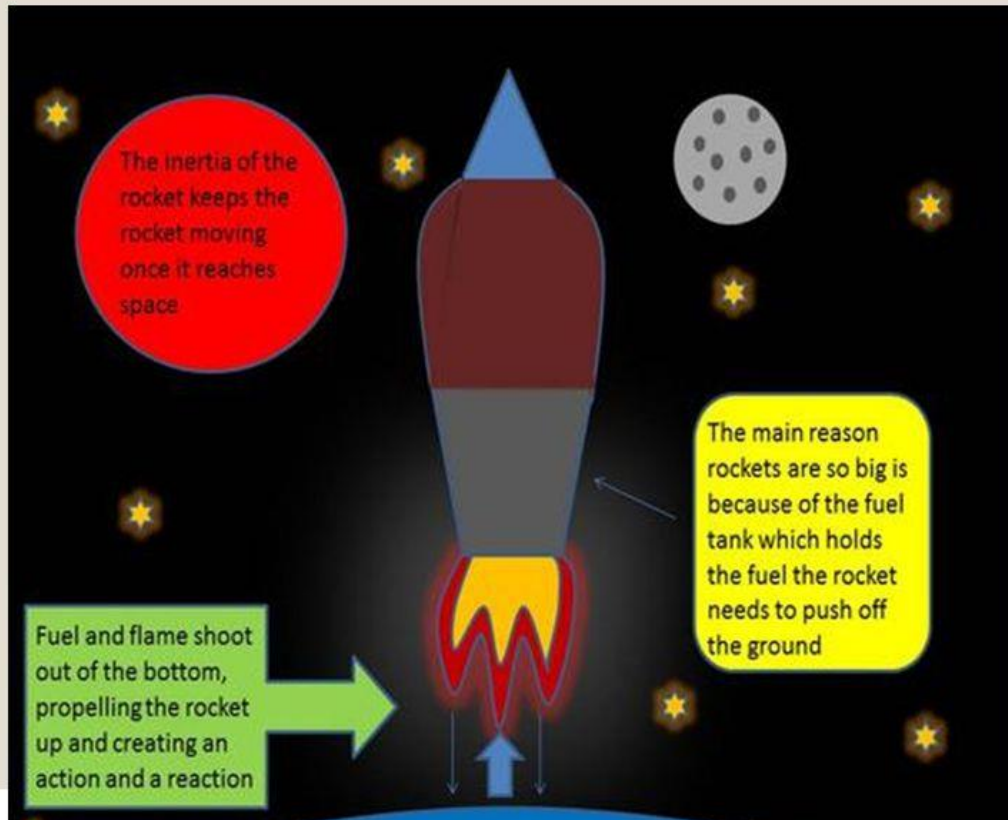
M
O
O
N

Day 5

- To make a moon out of foil

Day 5

How does a rocket work?



Use the internet and books to find out information about how a rocket works and write your ideas in a paragraph.

Day 5



Let's get creative!

Your challenge is to design and build a rocket to help rescue the baboon and bring him back safely to Earth!



<https://recipes.sainsburys.co.uk/articles/fun-stuff/transform-a-bottle-into-a-rocket-in-6-easy-steps>

Day 5



or...

create a moon out of foil!

*Start by drawing a circle onto a piece
of foil.
Cut out the circle.*



Day 5



Let's get creative!

You can use coins and larger circles for the moon's craters. Place the coins under the foil and rub your finger lightly around the edges of the coins to reveal the circle shapes in the foil.



Day 5



Let's get creative!

Glue the foil circle onto a piece of black cardstock.



Day 5



Let's get creative!

With a grey pastel, colour around the edge of the moon, smudging the outer edge of the pastel.

Finally, use a black pastel to draw a circle around the outer edge of the grey pastel and blend the two colours with your fingers to give the moon some depth.

