


Year 2 children's learning

WB: 1.6.20



1. The switch is on and that could be harmful because there's no plug left.

2. The toaster is too close to the sink if water gets close to it will electrocute someone.

3. The towel is on the cooker that's harmful because it can catch on fire and burn the house.



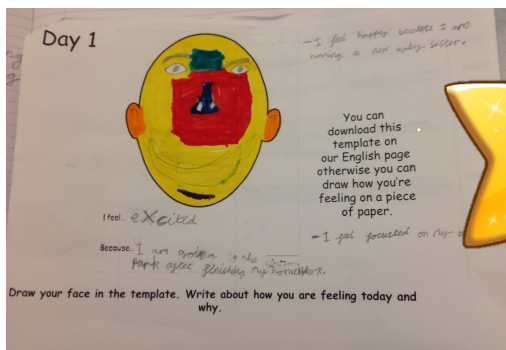
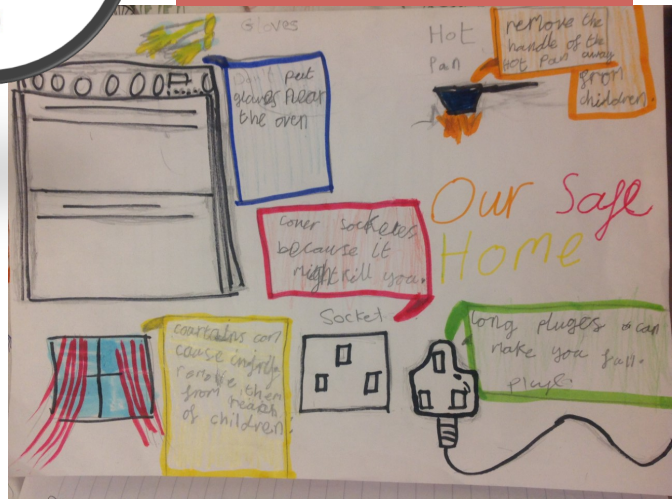

4. The fire is on and there's a pot on top that's harmful because there's no one watching it.

The best way you can spot a danger is by looking and listening.

We shared our feelings.



We made posters about how to keep ourselves safe at home.



We identified safety hazards in the kitchen.



make a list of dangerous items in the kitchen and write notes on how to keep the kitchen safe plan

1. Knife
2. cheese grater
3. Gas oven
4. hand blender
5. toaster

For children not to see these dangerous items in my house my Mum stores the sharp knives in our upper cupboard. Also the electrical cables out of reach we also have child proof covers and plugs in the oven and also my Mum keeps all the glass bottles and jars away from reach so I don't cut my hands.

We thought of ways to practise being calm.

Day 4
When my Emotions get too Big

- Take a deep breath
- Do some yoga or Zumba
- Close your eyes and think about all the good things
- Go outside and look at the sun
- Go outside and look at the moon
- Drink some milk to eat your dinner
- Listen to relaxing music
- Sit down and relax
- Hug your mum/dad

Risk Assessment

1. The sharp cable above the extension cable - Electricity hazard
2. Clutter in front of the microwave - Falls hazard
3. Stairs on the floor - Fire hazard
4. Cables on the floor - Tripping hazard
5. Hot handles sticking out from the hob
6. Doors not to the toaster
7. Bags on the floor
8. Bumping our head on the glass table
9. Knocking sharp things over
10. Knocking heavy things over
11. Things falling out of the fridge
12. Bumping yourself on hot things from the oven
13. Oil and grease spill on the floor
14. Glass on edge falling breaking then cutting
15. Children's fingers getting stuck in cupboard
16. Tea towels over hob





Well done Year 2!

Maths:

15 groups
15 in groups of 3 is 5
 $15 \div 3 = 5$

20 grouped in 5 → 4 groups
20 grouped in 10 → 2 groups
20 grouped in 2 → 10 groups

30 in groups of 10 is 3



Word day 1st June

fishing fishing fishing
feeling feeling feeling
floating floating floating
looking looking looking
joining joining joining
painting painting painting
reading reading reading
sailing sailing sailing
sleeping sleeping sleeping
teaching teaching teaching
thinking thinking thinking