

Year 2 English

Week 4

Rainbows everywhere continued...



Year 2 English

Week 4

Learning overview:

- Day 1- Reading challenge & talk task
- Day 2-. Word challenge
- Day 3- Talk challenge
- Day 4- Create a rainbow
- Day 5- Write a rainbow simile poem

Day 1

Reading challenge

- To read for meaning and answer questions

Day 1

Have you ever seen a rainbow?

Read the story "Rainbows in Windows". You can find the PDF version of the story on our English page. 😊

Rainbows in Windows

A book about
big imaginations,
big feelings,
and sheltering in place
during a pandemic.



Presented by: *Yumi*
Illustrated by: *Karo Oh*

Day 1

Rainbows in windows

Answer these questions about the story.

Why did Amos have to stay inside?



What made him feel worried?



What did Amos do to make himself feel better?

What do rainbows in windows represent? How do they make people feel?

Day 1

Rainbows in windows

This story has rhyming words. Read the story carefully and write down the words that rhyme.

For example sick/kick

There's a rotten virus
outside *making so many*
sick.

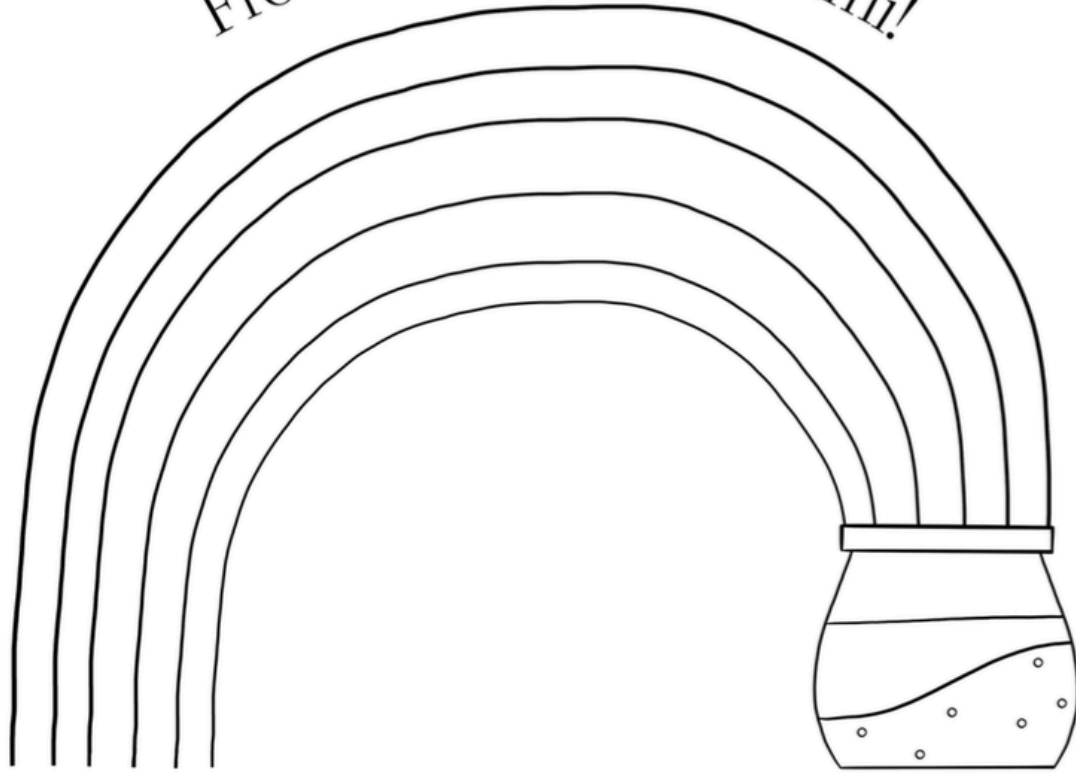
It's name is *Covid-19*
and it's a tough bug
to kick.



Day 1

Colour in the rainbow.

From your friends at Yumi!



Day 2

Word challenge

- To understand what a compound word is and create your own

Day 2

Word challenge

Write down other words that can be made using these letters

r a i n b o w

in

Day 2

Word challenge

Did you find the words *rain* and *bow*? Do you know what a word that is made up of **two words** is called? (Check your answer at the bottom of this page.)

Here are some other **compound words** that you may know:



snowman
snow man



pancake
pan cake



football
foot ball



rainbow
rain bow

compound word

Day 2

Word challenge

Your challenge is to use the compound word list to make a new compound word and write a definition for it, for example:

See how many new words and invented definitions you can create!

football
playground
bedroom
airport
jellyfish
newspaper
outside
classroom.

Let's have some fun
with them.

jellyground - *a boggy area where the ground is soft and wobbles when walked upon.*

You could even draw a picture!



Day 3

Super talk challenge!

- **To explain to others why rainbows are displayed on windows**

Day 3

Talk challenge!

Task: WOW! An alien has just landed on your street and has asked why people are displaying rainbows on their windows.

Think about what you could say to the alien and have a go at explaining why.



Day 3

Talk challenge!

Here are some sentence starters to help you.

At the moment there is an illness...

Rainbows represent...

People are displaying rainbow pictures to...

Rainbow picture make people feel..

When people see rainbows they...



Use the voice record function on someone's phone to record your answer. Listen carefully to it again and see if there is anything you could improve.

Day 4

Make it challenge!

- To create a rainbow.



Day 4

Make it challenge!

This challenge is all about making rainbows! It is up to you what you make and how you make it, as long as it includes a rainbow.

- ✓ Bake a rainbow
- ✓ Model a rainbow
- ✓ Build a rainbow
- ✓ Create one outside on a sunny day using the spray from a watering can or hose pipe (ask permission from an adult!)



Day 4

Make delicious fairy bread!



Click on the link to see how easy it is to make!

<https://www.youtube.com/watch?v=LxQasStPy9U>

Day 4

How to make delicious fairy bread

You will need:

- Soft bread
- Butter or margarine
- 100 & 1000's sprinkles

Instructions:

- 1) Get some bread and put onto a plate.
- 2) Spread margarine onto the bread.
- 3) Put hundreds and thousands on top of the bread.
- 4) Cut your bread.
- 5) Eat your fairy bread.



Day 4

Rainbow Collage

Use different coloured pictures from a magazine to create a beautiful rainbow collage.

Sticky Rainbow Collage



<https://theimaginationtree.com/giant-rainbow-collage/>

Day 4

Make a rainbow!


Rainbow 3D paper craft.



<https://www.easypeasyandfun.com/rainbow-paper-craft/>


Day 4

Build a rainbow! Lego rainbow!




<https://littlebinsforlittlehands.com/lego-rainbow-build-challenge-kids/>

Day 4



Fancy a writing challenge?



How did you make your rainbow? Did you draw it? What materials did you use? Write instructions to help our alien friend have a go at making a rainbow just like yours. Remember to use bossy verbs.

Day 4

Example:

How to make delicious fairy bread


You will need

- Margarine or butter
- 100's 1000's sprinkles.
- Soft bread

Instructions:

- 1) Fetch two pieces of soft bread and gently remove the crusts.
- 2) Spread margarine onto each slice of bread.
- 3) Carefully, sprinkle hundreds and thousands, also known as multi coloured sprinkles, over each piece of bread.
- 4) Once your bread is covered in sprinkles. Place one piece of bread on top of the other to make a sandwich.
- 5) Gently cut diagonally across your bread and place the 4 triangles onto your plate.

Enjoy your scrumptious fairy bread!



Day 5

Rainbow simile poem

- To write a rainbow simile poem

Day 5

A simile is a comparison of two things using the words "as" or "like"

The cloud was fluffy **like** cotton candy.



Miss Wright roared **like** a lion.



Miss Wright was **as** playful **as** a kitten.



Day 5



Create a rainbow simile poem using the colours of the rainbow.



First, let's plan our poem by thinking of an object to compare each colour of the rainbow to.

Day 5

A rainbow is as red as ...



a delicate rose

Draw your idea in the box




Day 5

as orange as...




a round, bitter tangerine



Day 5



as yellow as....



a furry, bumblebee buzzing in the sky.





Day 5

as green as...





lush, tall grass



Day 5

is as blue as...



a colossal whale swimming in the ocean.

✓✓ Use an adjective or expanded noun phrase.

Day 5

as indigo as ...



the vibrant, night sky



Day 5

as violet as...

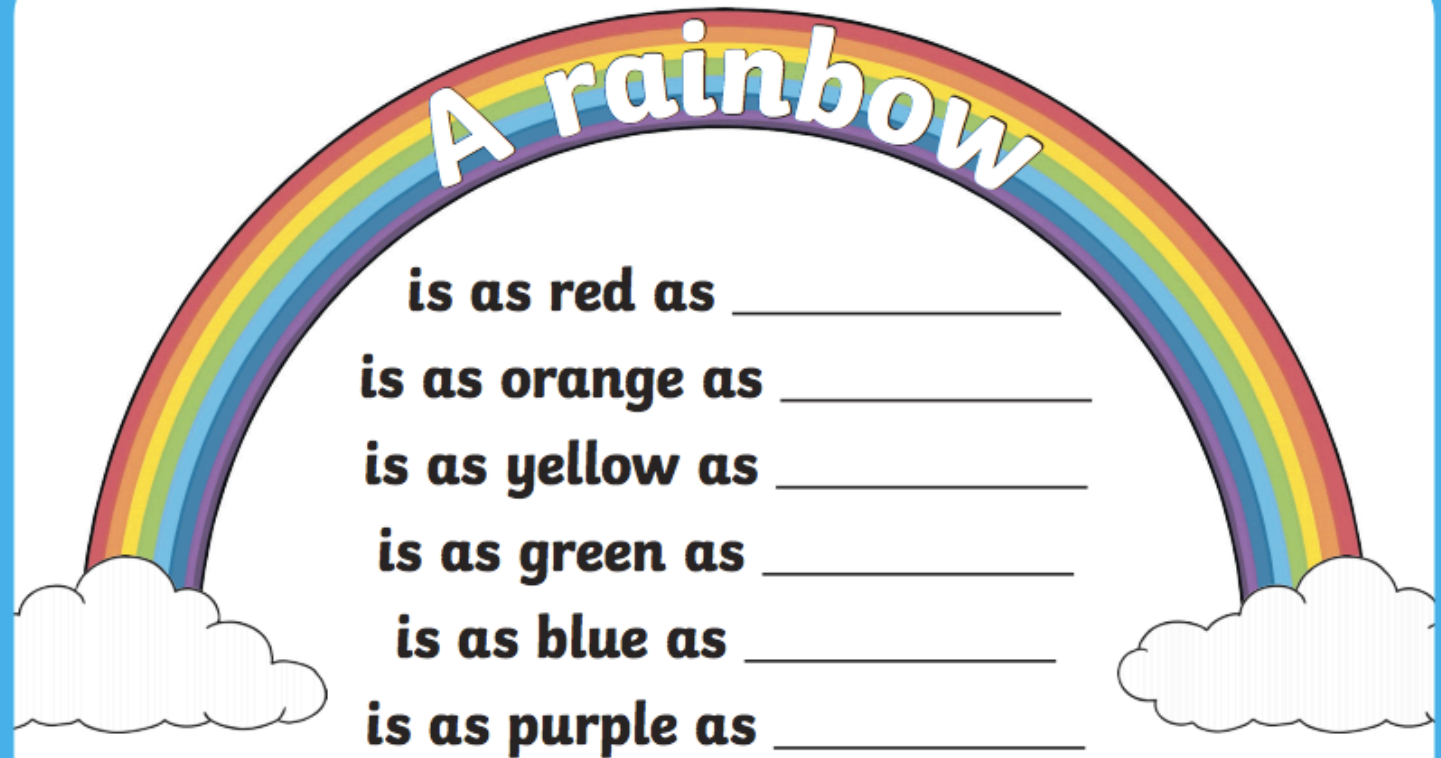


a bunch of sweet, gentle lavender



Day 5

Use your plan to write a rainbow simile poem



A rainbow

is as red as _____

is as orange as _____

is as yellow as _____

is as green as _____

is as blue as _____

is as purple as _____



✓✓ Don't forget to use an expanded noun phrase to make your poem more descriptive.

Day 5

Example:

A Rainbow

is as red as a **sweet, delicate rose**
is as orange as a **bittersweet apricot**
is as yellow as the **bright, golden sun**
is as green as **fresh, cut grass**
is as blue as the **fine, cloudless sky**
is as indigo as the **vibrant, night sky**
is as violet as a bunch of **gentle, sweet lavender**

✓✓ Expanded noun phrase
(made up of a noun and at
least one adjective).



Challenge:

Use an adverbial phrase- tell us where or when.

A rainbow is as yellow as the bright sun **glistening from the sky.**