

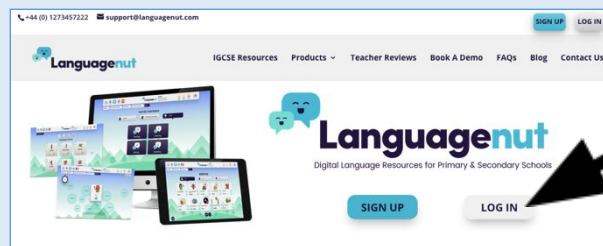
Dear parent/carer,

I hope you and your family are doing well and safe.

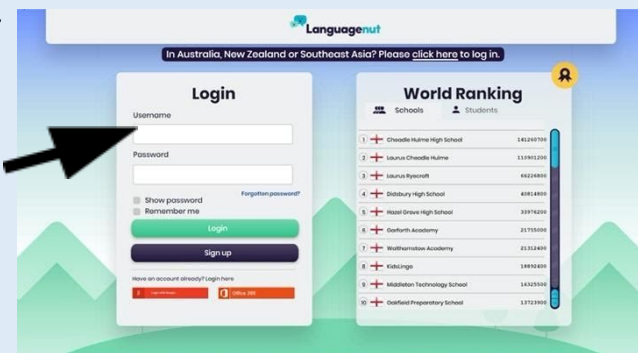
As you may already know, at St Peter's Primary, we use an interactive language program called Languagenut to practise Spanish. Languagenut is a website that provides students with useful vocabulary for different topics, different games and activities to practice their language skills. Each child has a personal username and password that they can use to access the website and track their own progress. Using this website at home would be very helpful in developing your child's fluency in English and Spanish.

HOW TO USE LANGUAGENUT

Step 1: visit www.languagenut.com Click on the **Login** button.



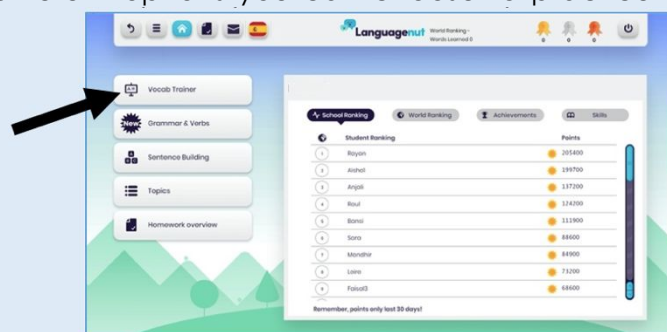
Step 2: Type your username and your password. It is important that if the username is written with a capital letter, to write it as it is.



Step 3: Choose the language you want to practice.



Step 4: Here are all the different options you can choose to practice the language. I am going to focus on *Vocab trainer*.



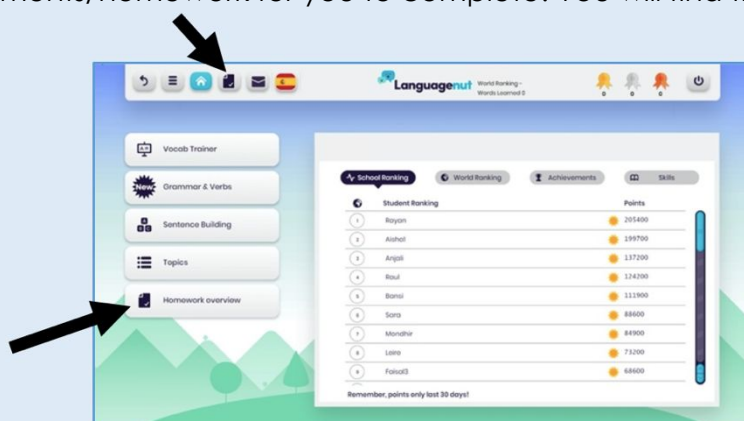
Step 5: In this section are the different topics divided in vocabulary sections with a range of activities to do and games to play. There are 24 topics, I will use the first one for the example.



Step 6: You will be able to: **Learn** the vocabulary first listening to the words in Spanish and English. **Practice** that vocabulary playing the different games. **Test** yourself to see how much you have learnt.



Step 7: I will set up assignments/homework for you to complete. You will find them in the *Homework* overview section.



Step 8: The assignments will have a due date, which means they will need to be completed before that date.



I hope this guide helps you to familiarise with Languagenut and to support your child better. If you have any questions please don't hesitate to contact me through Class Dojo.

Thank you so much for your support,
Miss Guillén- Spanish teacher