



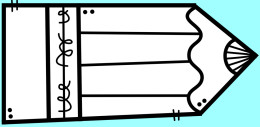



# LITERACY ACTIVITIES AT HOME

<p>Practise alphabet letters/ reading sight words in home word book</p>	<p>App for the IPAD- sight words-read, write &amp; record words, magnetic ABC(Spell words)</p>	<p>Practise writing smart spelling activities</p>	<p>Make letters and words out of playdough</p>
	<p>Look for sight words in books</p> 	<p>Write a story with your child about your day shared together.</p>	<p>Forming letters on tracing boards, smart spelling tracing sheets</p>
<p>Look at some favourite books at home Ask questions about books</p> <ul style="list-style-type: none"> <li>• What is happening?</li> <li>• Who is in the book?</li> <li>• How do they feel?</li> </ul>	<p>Use positional language to describe where things are over, under, between, left, right etc. to give someone instructions to get somewhere around your house.</p>	<p>Read a book and Draw or describe what you did or didn't like about the book or the character.</p> 	<p>Try a directed drawing from 'Art for Kids' youtube.</p> 
<p>Write letters and words in dirt, chalk or textas etc.</p>	<p>Keep a diary and tell us about your holidays.</p> 	<p>Draw and write about special occasions you have celebrated with your family. Who was there, what did you do?</p>	<p>"Read" a book to an adult by reading the pictures to an adult and then get them to read you the story when you are done.</p>
<p>Look at a book together from 'Storyline online' Free membership at the moment.</p>	<p>Practice your words using water and paint outside on the fence or pavement.</p>	 <p>Send letters or postcards to family and friends</p>	<p>Retell stories read to you by using the beginning, middle and end.</p> <p>You can do this orally or in pictures.</p>

# READING COMPREHENSION

## QUESTIONS TO ASK AT HOME

### QUESTIONS TO ASK AS YOU READ

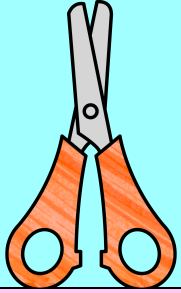
- What do you think will happen next?
- What does \_\_\_\_\_ (the name of a character) want?
- Where does the story take place?
- Do you think \_\_\_\_\_ (the name of a character) made good or bad choices? Give an example.
- How does this story make you feel?

### QUESTIONS TO ASK AFTER YOU READ

- What is the same about this book and \_\_\_\_\_ (the name of another book you have read together)?
- What do you think happened after the story ended?
- Do you think \_\_\_\_\_ (the name of a character) liked the way the story ended?
- If you could choose one character from the story to be your friend, who would you choose and why?
- Pretend that I have not read the story. Tell me what happened.
- If you were in the story, what would you have done differently?
- What lesson did the main character learn?
- Would this book be a good movie? Why?
- Who is the most important character in the story?
- What does this story make you think about?
- What was your favourite part of the story? Why was that your favourite?
- Why do you think the author picked this title?

# MATHS ACTIVITIES AT HOME



Sort your toy box by type and/or Sort the dirty washing into colours, whites and darks and/or Sort clean washing by who they belong to.	Count to 100 everyday- Jack Hartman youtube	Play a board game	Practise counting to and from 20.
Make a collection of 20 items, put them in a 2 bowls and discuss which has more, less or same for various combinations.	Find 2D and 3D shapes in the environment and describe their characteristics.	Draw a picture of your family in order of shortest to tallest.	
Go on a shape hunt- what shapes can you find around the house that are circle, rectangle, square, oval, hexagon or pentagon. How many sides does the shape have? How many corners does it have?	Make patterns using objects found at home. ABC - Shell, rock, stick AB – knife, fork ABBA – pencil, rubber, rubber, pencil	Create a calendar and learn the days of the week and the dates.	Learn how to follow a recipe and cook a meal with and for your family.
Create a Scavenger Hunt or a treasure hunt to share with your family.	Practice kids dance routines using "Go Noodle" online OR "Just Dance"	Learn your Phone number, and your address.	App for the IPAD- Fingu, tracing numbers
Order numbers What comes before and after.	Count backwards using the microwave as a guide as something cooks.	Play with water using different shape containers and measuring cups in the sink or the bath.	Record yourself counting using the audio files on the phone and listen back.

# OTHER ACTIVITIES AT HOME

Play cards	Phone a member of your family and ask them to tell you a story about your past.	Do some colouring in to improve your fine motor skills and build writing stamina.	Make some playdough to use around the home.
Do some gardening outside and think of something you might like to plant.	Look through a Magazine and find pictures to make a collage	Learn to tie your shoe laces, how to do up your buttons.	Play!!!
Pray as a family	Read a Bible story and talk about what the message we can learn from it. Beginners Bible videos online	Practise random acts of kindness for members of your family. Do a job that you wouldn't normal do.	Complete a Puzzle
Threading beads or using tweezers to collect items. Both of these activities allow fine motor development.	Look at the story of how to be a bucket filler and ideas in the song . Draw different ways you have been a bucket filler at home.	Learn how to do a job to help out around the house .	Build physical literacy ( do yoga, play catch, play frisbee, kick a soccer ball, shoot hoops)
Have them research things they're interested in (a place they'd like to visit, a career they might like, a hobby they'd like to learn)	Learn how to make the perfect Paper Aeroplane!	Rearrange your bedroom and donate toys you don't want anymore to someone who could love them.	Play Hopscotch
ABC Ya Activities to play online	Go on an insect hunt and draw the insects you can see.	Collect some leaves and place them under a piece of paper to complete a rubbing.	Draw an object from your house and label its parts.