

Year 1 English

Week 5

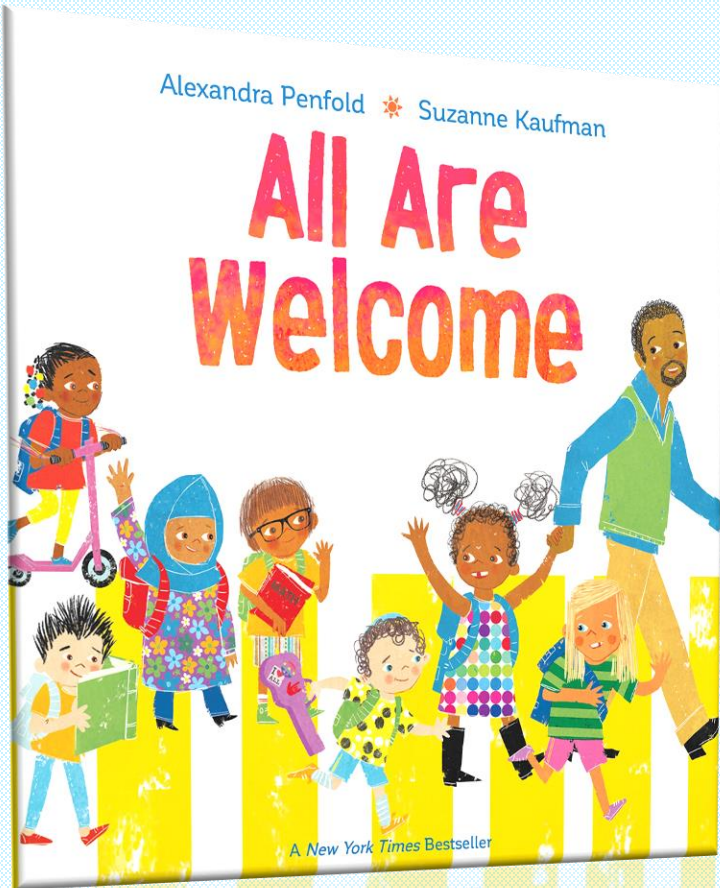
Learning overview:

- **Day 1-** To listen to a story and learn the meanings of new words.
- **Day 2-** To design a book cover for the story 'All Are Welcome'.
- **Day 3-** To write about a place that you feel welcome. Why do you feel welcome there?
- **Day 4-** Imagine there is a new student starting in our class. How can you make them feel welcome?
- **Day 5-** To create an inclusion puzzle.

Day 1

To listen to a story and learn the meanings of new words.

Day 1



What does the word
welcome mean to you?





Different
Individuals
Valuing
Each other
Regardless
Skin
Intellect
Talent or
Years

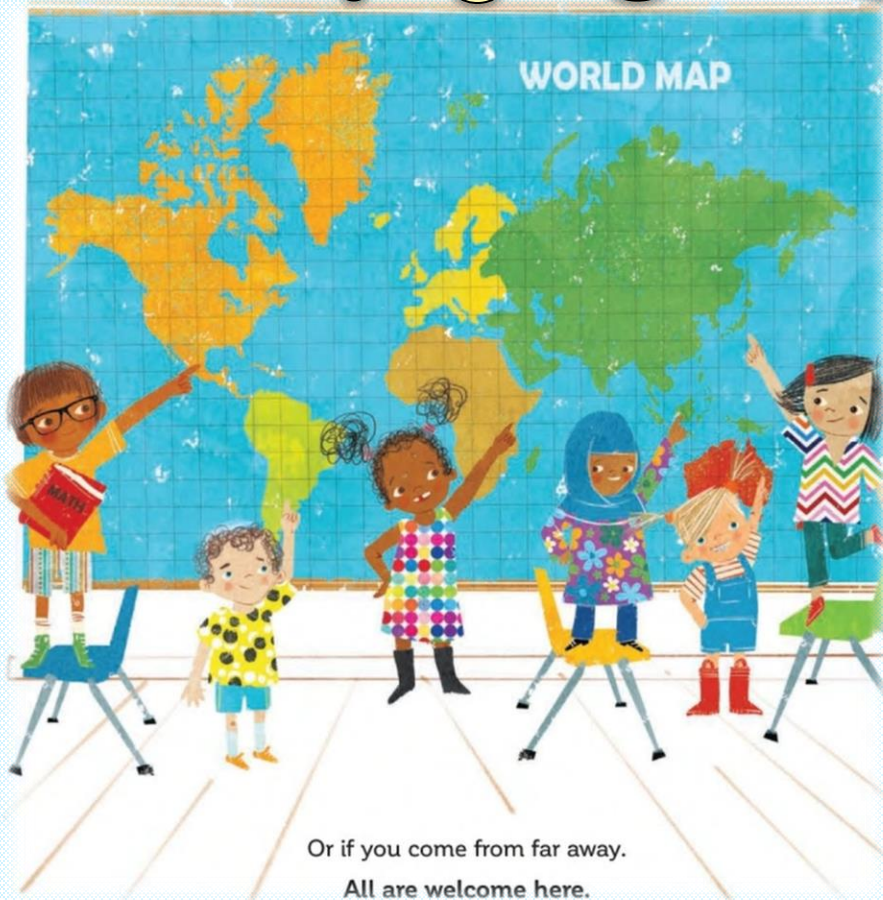


Day 1

Did you like this story?

Why? Why not?

How did this story make you feel?



Or if you come from far away.
All are welcome here.



Day 1



Why do you think the author wrote this story?

What was their message?

How did they get their message across?



Day 1

WORDS FOUND IN ALL ARE WELCOME

VOCABULARY

| | | | |
|----------|--|------------|--|
| A | adversity pg 15 a condition of trouble or difficulty anew pg 21 once more, again | M | |
| B | | N | |
| C | community pg 15 a group of people who live close together | O | |
| D | diversity pg 15 a variety, differences | P | |
| E | | Q | |
| F | fresh pg 23 feeling new and alive | R | rush pg 13 to act or go quickly |
| G | gather pg 6 to bring together in one place | S | spread pg 10 to scatter or send forth space pg 31 an area set aside |
| H | haste pg 1 speed or hurry hope pg 4 a feeling that something will happen the way you want it to | T | talents pg 16 a natural skill |
| I | | U | uncover pg 16 to make known |
| J | | V | |
| K | | W | |
| L | | XYZ | |

Community



Diversity



What do these words mean?

Adversity




Inclusion



VOCABULARY

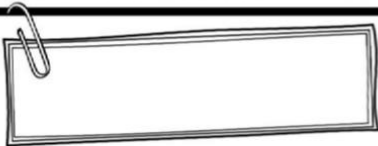
ALL ARE WELCOME



by: _____

Choose a word from the story.

Draw the word, write the definition and write a sentence.



illustration

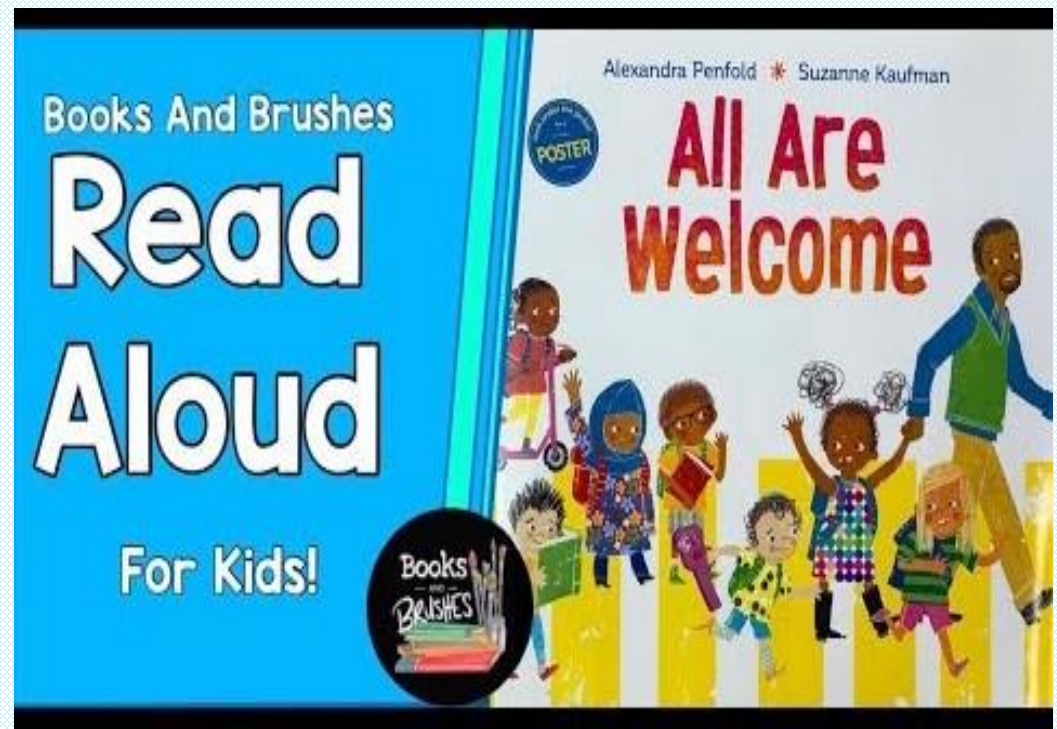
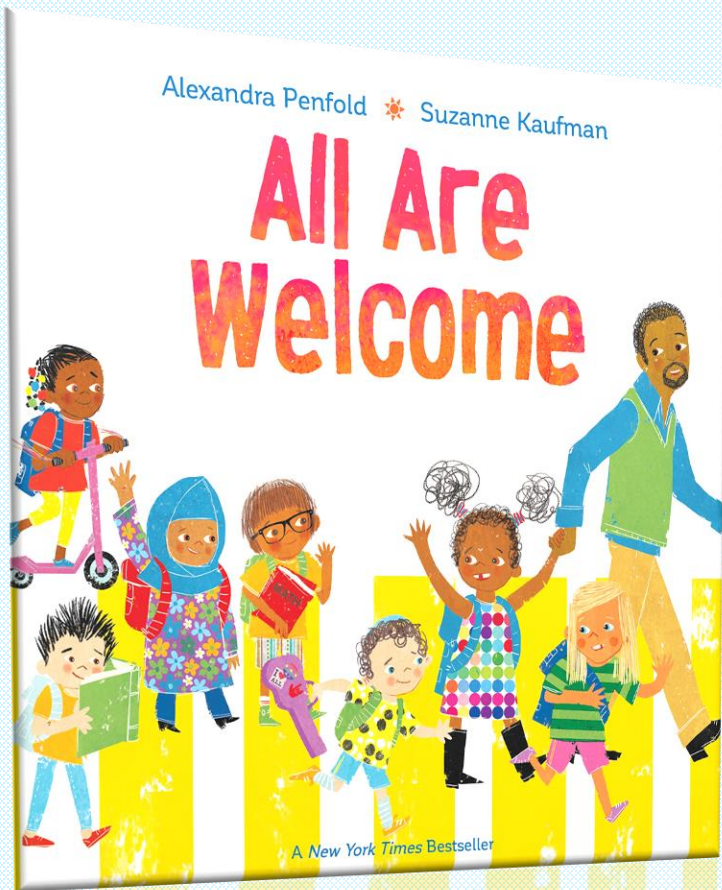
other words
an author could
use instead

definition

sentence

Day 2

To design a book cover for the story 'All Are Welcome'.



Listen the story All Are Welcome. Video is in Monday English folder.

What is this story about?

What does welcome look like to you?



What was the author's message?

How do the illustrations give the message all are welcome?


Name: _____
Date: _____

DESIGN A COVER

ALL ARE WELCOME



Can you design a new book cover for the story All Are Welcome? What pictures could you use to show inclusion?





Day 3

To write about places that you
feel welcome.

Where do I feel welcome?



Australia



My house



St Peter's



Where do you feel welcome? Why?

Use these words to help you



Welcome

included

because

Kind

Inclusive

Friendly

together

smiles



I feel welcome at my home in Australia because my family and friends live there and they love me.

I also feel welcomed at St Peter's because it is an inclusive school. When I walk through the gates everyone smiles and says hello.

I feel welcome in London because I have met many new friends who are kind and care for me.

Day 4

To write a list of ways you could make someone feel welcome.

■ Welcoming someone looks like



smiles

Happy faces

Waving

Children playing together

sharing

Looking after each other

Helping each other

■ Welcoming someone Sounds like



Kind words

"Can I help you?"

"Welcome to our class"


"We are all different and special"

"We are so lucky to have you"

"are you okay?"

"Would you like to play with us?"

Welcoming someone feels like



happy

loved

safe

welcome

included

Cared for

calm

Respected

kindness

Day 4

There is a new child in our class.
How can we make them feel welcome?

What could you do?

What could you say?

How could you act?



Day 5


To make an inclusion puzzle and write a message for the world. Decorate your puzzle piece and send it to Miss Harle.

Each one of us makes this puzzle complete!



Individually unique,
together complete!

Hi! My name is Miss Harle and I love my class. Do you want to know why?



Because we all fit together in our class puzzle.

You might wonder what a 'class puzzle' is. Well, each one of us is different, unique and a special part of our class puzzle.



Everyone has different things they like or don't like. They have things they are good at and things they find difficult.



Everyone looks different too. We have different hair, skin and eye colours. Wouldn't it be boring if we all looked the same?



In our class, we are all
unique but when we are
together we are complete.





And your class wouldn't be
complete without each one of YOU!



Students draw themselves

(This is the old version puzzle piece, still available in your download - can be trickier to join together)

Students color themselves

(This is the new version puzzle piece, a little easier to join together)



I CAN CHANGE THE WORLD
with my own two hands

If you could send a message to the world what could it be?

