


Year 1 English

Week 2



Year 1 English

Week 1

Learning overview:


- **Day 1-** To listen to the story- 'Love The World' and write a list of things you love about yourself and the world.
- **Day 2-** To listen to the story-'The Peace Book' and write what peace, looks like, feels, like and sounds like to you.
- **Day 3-** To write a peace poem.
- **Day 4-** To create peace symbols.
- **Day 5-** SPAG.



Day 1

To listen to the story 'Love The World' and write a list of things you love about yourself and the world.

Day 1



Listen to the story 'Love The World'

What do you love about yourself?

I am happy

I treat all
people with
respect.

I am kind

I care about
others.



What do you love about the world?
Can you draw the world?

The people

Flowers, plants and
trees.



Animals

Beaches

Write a sentence about yourself.

kind

compassionate

Happy

friendly

caring

smart

loving

respectful


I love myself because I am
_____ and _____

Day 2

To listen to 'The Peace Book' and use the Y Chart template to think about what peace looks like, feels, like and sounds like.

Day 2

Listen to the story on YouTube



Listen to the story 'The Peace Book'

We use a 'Y chart' to organise our ideas

Write your ideas
On paper.
I have examples on
the next few slides.

Feels like...

PEACE

Looks like...

Sounds like...

Looks like



sharing

smiles

Happy faces

Children playing together

Friends from around the world

Looking after each other

Different families together

Sounds like



laughter

Kind words

"I love you the way you are"

"We are all different and special"


"Can I help you?"

"are you okay?"

"I am sorry"

"Would you like to play with us?"

Feels like



loved

happy

safe

Cared for

included

calm

Respected

kindness



Day 3

To write a peace poem.

Day 3

Let's look at some poems



A rainbow of ribbons
in colours so bright
For peace, for love
a world that shines bright



It's people are many
in the colours we see
Of kindness and good
like you and like me

Send out this ribbon
show the world you care
about EVERYONE in it
EVERYWHERE

Friendship has no borders

We are all born in a different way
How we look and what we say



From different countries around the world
Of different genders: boys and girls

Of many sizes and colours, too
The things we like and the things we do

We're sure glad it works this way
The world is so colourful everyday.

If everyone were the same you see,
You wouldn't be you
And I wouldn't be me

Day 3

Friendship has no borders

Peace is...

Peace is acceptance

Peace is loving one another

Peace is people living in harmony

Peace is being who you are

Peace is A world where EVERYONE is safe

By Miss Harle

Day 3

Your Turn! What does peace mean to you?

Peace is...

Peace is _____

Peace is _____

Peace is _____

Peace is _____

Peace is _____

By _____



Day 4

To create peace symbols.

Day 4



Peace Symbols




This week we have been focusing on peace and what it means to us.

Today we are going to be exploring some symbols that represent peace and we will create some too.

Day 4



Peace symbols





You could make a peace symbol out of paper plates or paper. You will need a paper plate and tape. You could paint the symbol too.





You could create a dove. There is a video and pictures to help.





Day 5

SPAG- Spelling punctuation and
grammar.

Complete the SPAG mat. You can find this in Friday's folder

Year 1 Summer Term 1 SPaG Mat

2

Tick **two** words that can have '-ed' added at the end to make new words.

- push
- kept
- song
- start

Complete the table.

Singular (one)	Plural (more than one)
bag	
boot	
class	



Unscramble this sentence.

standing rocks. were They the on

Tick the real words and cross the alien words.

- wue clue
- blisrue handsaw
- blaw gawt
- law



Find the hidden words.

house m t u o b a

about r c r n u n

Mr u h o u s e

Mrs m r s u l a

could h u n o l m

looked l o o k e d

Help poor Mr Whoops by circling the correct spelling.

- haf
- have
- hav



Year One,
you make me
so proud to be
your teacher!

Let's put our hands
Together now
And make this solemn vow.
You be my friend
And I'll be yours
We'll show the
whole world how.

