



Year 1 English

Week 2



Year 1 English

Week 1

Learning overview:

- **Day 1-** To listen to the story- 'Love The World' and write a list of things you love about yourself and the world.
- **Day 2-** To listen to the story-'The Peace Book' and write what peace, looks like, feels, like and sounds like to you.
- **Day 3-** To write a peace poem.
- **Day 4-** To create peace symbols.
- **Day 5-** SPAG.



Day 4

To create peace symbols.

Day 4


Peace Symbols




This week we have been focusing on peace and what it means to us.

Today we are going to be exploring some symbols that represent peace and we will create some too.

Day 4



Peace symbols





You could make a peace symbol out of paper plates or paper. You will need a paper plate and tape. You could paint the symbol too.





You could create a dove. There is a video and pictures to help.



Year One,
you make me
so proud to be
your teacher!

Let's put our hands
Together now
And make this solemn vow.
You be my friend
And I'll be yours
We'll show the
whole world how.

