




Year 1 English

Week 2



Year 1 English

Week 1

Learning overview:


- **Day 1-** To listen to the story- 'Love The World' and write a list of things you love about yourself and the world.
- **Day 2-** To listen to the story-'The Peace Book' and write what peace, looks like, feels, like and sounds like to you.
- **Day 3-** To write a peace poem.
- **Day 4-** To create peace symbols.
- **Day 5-** SPAG.

Day 2

To listen to 'The Peace Book' and use the Y Chart template to think about what peace looks like, feels, like and sounds like.

Day 2

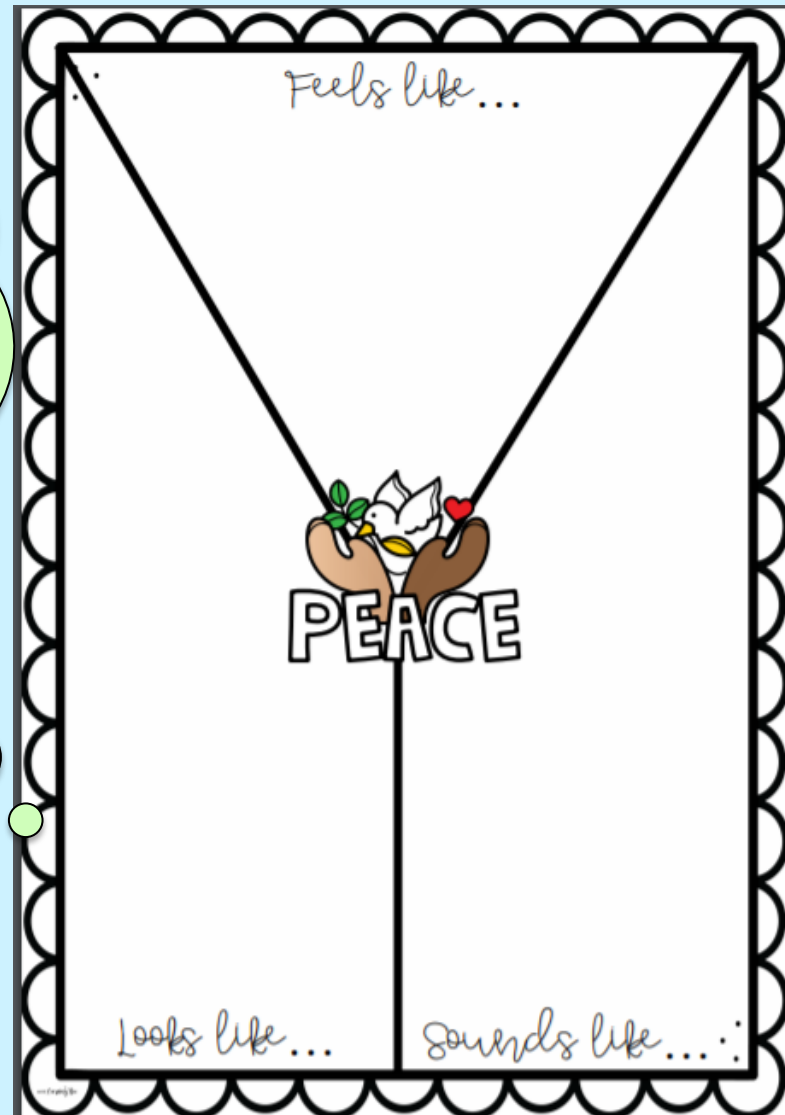
Listen to the story on YouTube



Listen to the story 'The Peace Book'

We use a 'Y chart' to organise our ideas

Write your ideas
On paper.
I have examples on
the next few slides.



Looks like



sharing

smiles

Happy faces

Children playing together

Friends from around the world

Looking after each other

Different families together

Sounds like



laughter

Kind words

"I love you the way you are"

"We are all different and special"


"Can I help you?"

"are you okay?"

"I am sorry"

"Would you like to play with us?"

Feels like



loved

happy

safe

Cared for

included

calm

Respected

kindness